



Info Flash

Date: 11/04/2017

Rollout of CRS / Fatca reporting

The CRS/Fatca reporting deadline is getting closer and closer. We would like to inform you about several items that have moved into production and are now available to you.

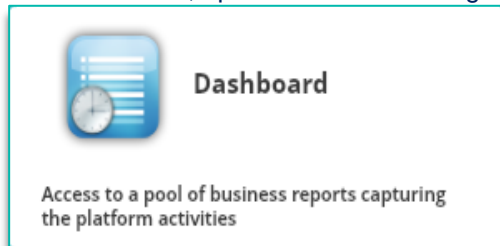
- 1) You are a FATCA client and need to update the GIIN universe and/or you are a CRS user already, please follow the below steps to update your configuration and universe of RFI's for which you sign the responsibility to transmit the reporting

For FATCA as for CRS, all your RFI-ID's (**GIIN or Luxembourg Matricule with suffix**) **must be setup** prior to its availability and usage in our solution.

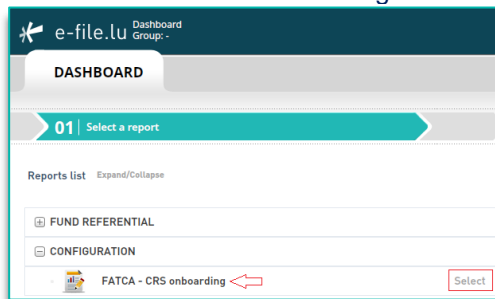
A **specific file called "FATCA-CRS onboarding"** is available in the "Dashboard" section chapter "Configuration" within e-file V2.

E-file: <https://www.e-file.lu/e-file/>

Once connected, open Document management:



Select FATCA – CRS onboarding and then generate a new report:



Important notice:

Since Fundsquare cannot be held reliable for the non-compliance with this prerequisite, it remains your complete responsibility to ensure that the setup process is followed correctly. You can also review the setup that is in place for your access, by re-running the above-mentioned report. Due to the high number of requests, please ensure that you provide us with your RFI universe by 9 June 2017 at the latest. The configuration file must be submitted to onboardingfatcacrs@fundsquare.net

Please **consult our wiki** for more information regarding the filling of CRS reports via e-file: <https://www.e-file.lu/wiki/index.php/CRS>

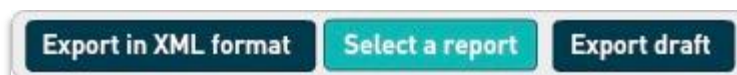


- 2) Please **consult our wiki** for more information regarding the CRS and FATCA onboarding:
https://www.e-file.lu/wiki/index.php/CRS#Onboarding.2FUpdate_process_FATCA.2FCRS
- 3) Access to the Webform for CRS reporting
Should your company have signed up for the CRS module, and we have already informed your e-file administrator about the activation, please contact your local e-file administrator to activate the module for your access. This will grant you access to the form, in which you can cross-check your XML against the XSD and Business rules outlined by the ACD, furthermore, you can produce manually your XML for CRS reporting.

Important note: The ACD will communicate on the go-live date of the transmission channel in production; therefore, the system is currently not taking into consideration your files, if you were planning to transmit them already.

- 4) In relation to our previous mailing, please make sure that you update your sending service in order to support CRS reporting. As indicated in chapter 2 of this mailing, as long as the transmission channels remains closed, the sending service will not allow you to transmit any file to the ACD. Once opened, the system will work without further activation on your end.

In summary, you can already use our solution to ensure the good quality of your files and/or start to produce your manual XML report with the form and save the file temporarily locally on your infrastructure by using the export draft / export XML file:



We will inform you in separate mailing/s in case of need when the CRS project lifts to the next level.

We would like to draw your attention to the training sessions Fundsquare organises for CRS reporting. They can be booked online following the link to our wiki <https://www.e-file.lu/wiki/index.php/CRS>

We remain at your disposal should you need further information.

Best regards,

Helpdesk
Phone +352 28 370 211
helpdesk@fundsquare.net

Client Service Management Team
Phone +352 28 370 330
clientservice@fundsquare.net